

YEAR  
1986 – 94

MODEL  
ALL

VIN APPLICATION  
ALL

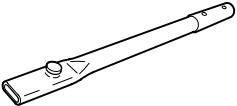
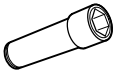
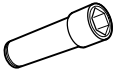
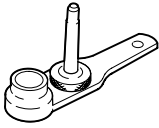
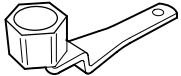
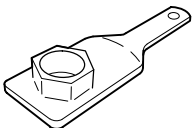
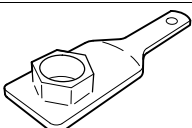
BULLETIN NO.  
**92-029**



## Crankshaft Pulley Holder

(Supersedes 92-029, dated October 6, 1992)

The tools listed in the chart are required to remove and torque crankshaft pulleys. For models after 1994, refer to the appropriate Service Manual for special tool application.

Tool Number and Name	NEW									
	86	87	88	89	90	91	92	93	94	
07JAB-001020A Holder Handle 	ALL	ALL	ALL	ALL	ALL	ALL	ALL	ALL	ALL	ALL
07JAA-001010A Socket, 17 mm 	Int A/T Leg	Int A/T Leg	Int A/T	Int A/T						
07JAA-001020A Socket, 19 mm 			Leg	Leg	Leg A/T					
07JAB-001010A Holder Attachment, Pin Type 	Int A/T Leg	Int A/T Leg	Int A/T Leg	Int A/T Leg	Leg A/T					
07MAB-PY3010A Holder Attachment, 50 mm Offset  Use with commercially available socket.							Leg	Leg	Leg	Int Leg
07NAB-001030A Holder Attachment, 45 mm  Use with commercially available socket.			Leg M/T	Leg M/T	Leg M/T		NSX M/T*	NSX M/T	NSX M/T	NSX M/T
07NAB-001040A Holder Attachment, 50 mm  Use with commercially available socket.	Int M/T	Int M/T	Int M/T	Int M/T	Int	Int	Int	Int	Vig NSX A/T	Vig NSX A/T

\* NSX Engine numbers before C30A1-1300798 use 07NAB-001040A Holder Attachment, 50 mm.

### NOTE:

- Before using the Crankshaft Pulley Holder tools, make sure that the holder attachment is engaged in the Holder Handle fully and that the thumb screw is tightened.
- Before using the Holder Attachment, Pin Type 07JAB-001010A, apply molybdenum disulfide grease to the inside diameter of the tool and the outside diameter of socket 07JAA-001010A or 07JAA-001020A.
- To avoid damaging the sockets, do not use air impact tools with 17 mm Socket 07JAA-001010A or 19 mm Socket 07JAA-001020A.